




Quick start guide

i3SIXTY S4300



Whiteboard

The i3SIXTY opens the whiteboarding app by default for you to start taking notes immediately. Access the whiteboarding tools via the menu . Write with the pen, erase with your fingers or change the behavior through the settings menu. Share the whiteboard via e-mail, USB or QR code.


Annotate


With Annotate you can make annotations in any app you use. Make annotations when you are browsing the internet or showing a presentation. Easily send your annotations back to the whiteboarding app.

Browser

Present

 **WIRED**
Connect any device via HDMI & USB.

 **WIRELESS**
Present from
Share your laptop or other screen wirelessly on the i3SIXTY using i3ALLSYNC, our OS independent wireless presenting software, or use the plug & play i3ALLSYNC HDMI transmitter.

Cast to
 Share your screen from an i3SIXTY to an i3TOUCH* or i3HUDDLE*.
*available from Q3 2019

Video conferencing

Start a video conference call with the click of a button. With the preinstalled Zoom app you can join meetings **instantly**.

Volume control

File explorer

Settings

Change general display settings, app settings, or choose which apps are visible or accessible.