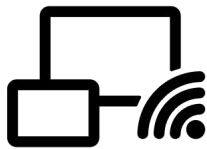


# Present with one click.

Share your content wirelessly from any device without installing any software. Connect the transmitter to your device, press the 'present' button and off you go.

Our solution works on i3TOUCH and non-i3TOUCH displays. Although the implementation is different, the ease of use stays the same.




**iBALLSYNC**



# So what do you need ?

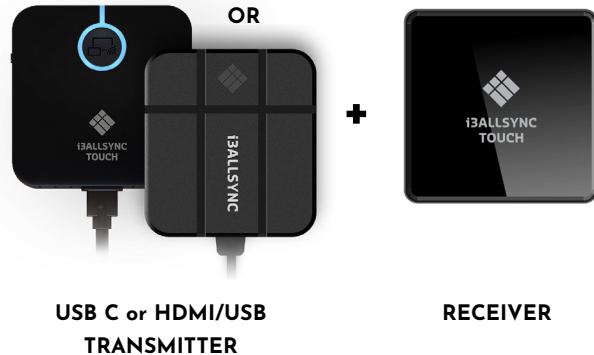
**I have an i3TOUCH display, and i want to share with one click of a button.**

You'll only need the i3ALLSYNC transmitter, either the HDMI/USB version or the USB-C version, which one fits your current hardware. i3TOUCH panels have got the i3ALLSYNC software built in so you don't need a receiver.



**I don't have an i3TOUCH display, and i want to share with one click of a button.**

You'll need the i3ALLSYNC transmitter, either the HDMI/USB version or the USB-C version, which one fits your current hardware. Both HDMI & USB-C can be used simultaneously on the same display. To communicate with your touch display you'll need the i3ALLSYNC receiver as well.



**I have an i3TOUCH display, and i don't want to buy extra hardware**

You only need the i3ALLSYNC transmitter application. i3TOUCH panels have got the i3ALLSYNC software built-in so you don't need a receiver. Compatible with Windows, Mac OS, iOS & Android.



**I don't have an i3TOUCH display, and i want to share my screen using multi-step software.**

You'll need the i3ALLSYNC receiver, and the i3ALLSYNC Transmitter software. Compatible with Windows, Mac OS, iOS & Android.



# i3ALLSYNC TRANSMITTERS

## i3ALLSYNC TOUCH HDMI/USB or USB-C



### i3ALLSYNC TRANSMITTERS

Share your screen wirelessly from any device with our i3ALLSYNC Transmitter. Start sharing at the push of a button, without any installation. It is as easy as that! All you need is the i3ALLSYNC wireless presenting app on your display, which is integrated on i3TOUCH P11, P12, E10r, EX, PX, ES and i3HUDDLE, i3SIXTY. Plug the transmitter in to your laptop (or other suitable device). Press the button to share your screen. It's simple, fast and effective.

#### Works with



The i3ALLSYNC Hardware Transmitter is OS independent. Touchback only available on Windows and macOS (as transmitter). Make sure that your device supports touch functionality.



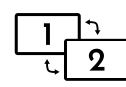
#### No software needed

No need to install the i3ALLSYNC software on to your laptop.



#### User-friendly

Start sharing your screen at the push of a button.



#### Hybrid Solutions

Both transmitters, HDMI & USB-C, can be used simultaneously on one display.



#### Plug & play

Connect the transmitter to your laptop (or other compatible device) and press the button to share.



#### Touch back

Control your computer from the display screen without remote.

# Specifications

## PRODUCT INFORMATION

Model name	i3ALLSYNC HDMI Transmitter
Size	65 mm x 65 mm x 20 mm (HDMI cable: 150 mm and USB cable 250 mm)
Transmission quality	Real time wireless mirroring of image (1080p supported at 60hz) and sound
Compatible device	HDMI supported PC, tablet, camcorder, game console, etc Smart pad such as Galaxy Tab, iPad and smartphone supported if gender charger is connected.
OS Independent	Compatible with Windows, Mac, Android and Linux
Wi-Fi	WiFi 802.11 b/g/n 2.4G 2T2R
Power Supply	USB input 5V 1A
Splitscreen support	Available on i3HUDDLE, i3TOUCH EX, PX, ES and i3ALLSYNC TOUCH Stand-alone Receiver
Operating range	In connection range of WiFi router.
Touch back	Control your computer from the display screen without remote.

## SLIDE SWITCH

Presentation Mode	The latency between the transmitter and receiver means less latency and delay in presentation.
Video Mode	Smooth video display due to higher frames per second. User enjoys better video and audio experience.

## LED

Color	Led Action	Status
Red	Lights up constantly	Standby
Red	Flash three seconds and stop three seconds	Connection failed
Red	Blink	Error
Green	Blink	Pairing
Green	Lights up constantly	Paired and Ready
Blue	Lights up constantly	Mirroring
Yellow	Lights up constantly	Without HDMI source
White	Blink	Waiting for pairing

## PRODUCT INFORMATION

Model name	i3ALLSYNC USB-C Transmitter
Size	70 mm x 70 mm x 20 mm (USB-C cable 230 mm)
Transmission quality	Real time wireless mirroring of image (1080p supported at 60hz) and sound
Compatible device	USB-C supported PC, tablet, camcorder, game console, etc Smart pad such as Galaxy Tab, iPad and smartphone supported if gender charger is connected.
OS Independent	Compatible with Windows, Mac, Android and Linux
Wi-Fi	WiFi 802.11 b/g/n 2.4G 2T2R
Power Supply	USB input 5V 1A
Splitscreen support	Available on i3HUDDLE, i3TOUCH EX, PX, ES and i3ALLSYNC TOUCH Stand-alone Receiver
Operating range	In connection range of WiFi router.
Touch back	Control your computer from the display screen without remote.

## SLIDE SWITCH

Presentation Mode	The latency between the transmitter and receiver means less latency and delay in presentation.
Video Mode	Smooth video display due to higher frames per second. User enjoys better video and audio experience.

## PACKAGE CONTENT

i3ALLSYNC HDMI/USB-C Transmitter
How-to-use manual

## ENVIRONMENTAL CONDITIONS

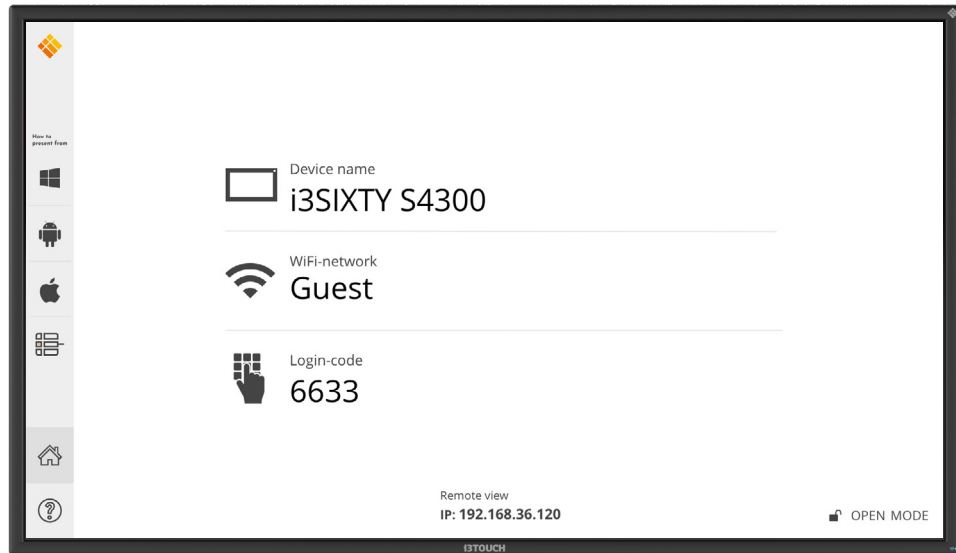
Operating Temperature	-5°C - 45°C
Operating Humidity	20% - 80% RH Non Condensation
Storage temperature	-20°C - 60°C

## CERTIFICATION

CE & FCC

# i3ALLSYNC APP

## i3ALLSYNC Wireless presenting app



Walk into your meeting room and start your presentation without wasting time by hunting for the right cable, resolution or driver. Share your content wirelessly from any device you want to present from and control your device from the display screen without a remote.



### User-friendly

Participants can share their screen at one click of a button.



### Pre-installed

Pre-installed on all latest i3TOUCH, i3HUDDLE & i3SIXTY devices.



### Wireless sharing

Share your content wirelessly from any device (Windows, Adroid, MacOS and iOS).



### Multiple viewers

Up to 64 simultaneous users can follow presentation on their devices.



### Airplay integration

integration of Airplay for iOS & MacOS.



### Multiview

Share content from up to 4 devices simultaneously. Available on supporting devices.

## **i3ALLSYNC CLIENT/USER DEVICE TECHICAL REQUI- REMENTS**

### **Laptops & Tablet PCs**

### **iPads, iPhones,& iPods**

### **Android Tablets & Phones**

<b>Operating System</b>	Windows 7 or newer, OSX 10.10 or newer	iOS version 8.0 or newer	Android 6.0 or newer
<b>Minimum Required</b>	Intel Core 2 Duo, 2.3GHz 2 GB RAM	iPad 3 / iPhone 5 or newer	Phones/Tablets with Android 6.0 or newer

## **i3ALLSYNC SHARE NETWORK REQUIREMENTS**

**Network and internet access** When i3ALLSYNC is deployed into the existing network, the host PC and the clients require wired or wireless network connection with a minimum bandwidth of 20 Mbps. When running HD content, increase the minimum bandwidth to 50 Mbps. Like any network application, the overall performance would be depended on available bandwidth. Internet access is required to activate the i3ALLSYNC Windows Software (server) and install software updates for i3ALLSYNC Windows Software (server). Internet access is also required to install and update the i3ALLSYNC client apps for Windows, Mac, iOS, and Android.

## **i3ALLSYNC SPECIFICATIONS**

<b>Resolution</b>	Up to 1080p (FHD)
<b>Framerate</b>	30 fps
<b>4-way splitscreen</b>	Only on i3HUDDLE
<b>Video latency</b>	less than 200 ms
<b>Audio</b>	Stereo
<b>Touch</b>	10 point multitouch (only with Windows Transmitter Client)
<b>Recommended internet</b>	WiFi 2.4 GHz
<b>Multiview</b>	Available on i3TOUCH EX, PX, ES, i3HUDDLE 3.0
<b>Wireless Touch</b>	Supported via the i3ALLSYNC WINDOWS & MAC App, HDMI & USB-C transmitter

i3ALLSYNC has a broad offering of broadcasting protocols for wirelessly sharing your devices' content to your i3TOUCH display. Wireless broadcasting is swiftly becoming an acceptable alternative to wired connections and offers a whole set of additional benefits. Even though these wireless solutions are continuously improving, the technologies used to enable them remain complex, and there are many considerations to keep in mind for a well-functioning setup.

## **THIRD-PARTY BROADCASTING PROTOCOLS**

Some of the protocols offered by i3ALLSYNC are closed source, and therefore detailed documentation is not available. (e.g., Airplay, Google cast, Miracast,...) Nonetheless, i3-Technologies is offering a functioning implementation for these protocols to improve the accessibility and compatibility of your i3TOUCH display. Please note that these implementations might differ in terms of functionality from the offering of the original vendor, especially in comparison with hardware-supported implementations. (e.g., AppleTV, Google Chromecast,...)

Adding to the complexity are the continuous changes made to these protocols by their respective maintainers. (Apple, Google,...) In consequence, the third-party mirroring functions provided by i3ALLSYNC might perform sub-optimally for some periods of time. i3-Technologies does perform regular updates to assure the best possible compatibility.

## **INFLUENCE OF NETWORK INFRASTRUCTURE**

Needless to say that a well-functioning networking infrastructure is the foundation of any wireless broadcasting solution. Factors such as bandwidth, latency, package loss rate, etc., all play a key role in the correct functioning of i3ALLSYNC. Additionally, specific network configurations and components (e.g., Aruba routers) impact the quality and performance of the wireless present solution.

Our solutions are tested to work in most networking setups, but i3-Technologies cannot guarantee compatibility with custom network infrastructures.

# i3ALLSYNC STORAGE

Keep the work environment nice and tidy with the i3ALLSYNC HDMI Storage. Allows you to easily store 4 i3ALLSYNC HDMI or USB-C Transmitters.



## SIZE

Length	268 mm
Height	120 mm
Depth	93 mm

## ATTRIBUTES

Material	Plexiglass
Weight	Netto 900 gr